



TransRe

We value risk.

Financial Highlights

September 30, 2016

The Strength To Support You

TransRe is one of the world's leading property and casualty reinsurers. Since 1977 we have delivered the expertise, creativity and capacity needed to structure risk protection programs for our customers around the world.

With offices in 24 cities, we have empowered, local underwriters ready and able to assist you to analyze your exposures, and to help you meet your business goals. Our single focus is reinsurance, and we rely on our diversity of products, services and talent, which are reflected in our financial strength ratings below, to meet and exceed your expectations.

Financial Strength Ratings

	Financial Strength Rating	Outlook
Standard & Poor's	A+	Stable
A. M. Best	A+ (Superior)	Stable
Moody's	A1	Stable

Summary Balance Sheet

Assets (\$ millions)	Sep 30 2016	Dec 31 2015	Dec 31 2014
Investments			
Available for sale securities at fair value			
Equity securities	\$1,424	\$1,399	\$1,377
Debt securities	10,757	10,786	11,730
Short-term investments	247	170	308
	12,428	12,355	13,415
Other invested assets	723	489	373
Total investments	13,151	12,844	13,788
Cash	440	338	492
Reinsurance recoverables	364	393	517
Goodwill and intangible assets	53	49	40
All other assets	2,166	1,939	1,641
Total assets	\$16,174	\$15,563	\$16,478

Liabilities & Stockholders' Equity	Sep 30 2016	Dec 31 2015	Dec 31 2014
Loss and loss adjustment expenses	\$8,373	\$8,168	\$9,131
Unearned premiums	1,552	1,392	1,132
Senior notes	392	393	770
All other liabilities	473	400	315
Total liabilities	10,790	10,353	11,348
Total stockholders' equity	5,384	5,210	5,130
Total liabilities & stockholders' equity	\$16,174	\$15,563	\$16,478

Summary Underwriting Results

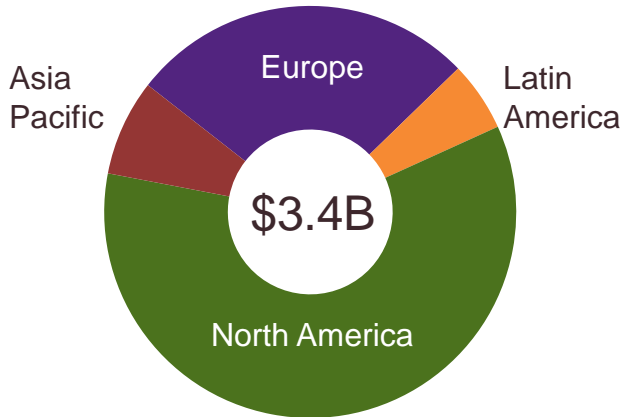
Underwriting Performance (\$ millions)	9 Mths. 2016			2015
	Property	Casualty & Other	Total	Total
Premiums written:				
Gross	1,173	2,137	\$3,310	\$3,662
Net	945	2,088	3,033	3,387
Net premiums earned	858	2,031	2,889	3,116
Net loss and LAE:				
Current year (ex catastrophes)	(419)	(1,420)	(1,839)	(1,895)
Current year catastrophe losses	(115)	(2)	(117)	(32)
Prior years	79	139	218	208
Total net loss and LAE	(455)	(1,283)	(1,738)	(1,719)
Commissions, brokerage & other underwriting expenses	(275)	(694)	(969)	(1,070)
Underwriting profit	128	54	182	327
Net investment income			239	306
Net realized capital gains & OTTI			49	74
Other income			3	5
Other operating expenses			(43)	(56)
Amortization of intangible assets			5	8
Interest expense			(21)	(38)
Earnings before income taxes			\$414	\$626

Underwriting Ratios	9 Mths. 2016			2015
	Property	Casualty & Other	Total	Total
Net Loss and LAE:				
Current Year (ex catastrophe)	48.8%	69.9%	63.6%	60.9%
Current Year catastrophe losses	13.5%	0.1%	4.1%	1.0%
Prior Years	(9.2%)	(6.8%)	(7.4%)	(6.7%)
	53.1%	63.2%	60.3%	55.2%
Expense	32.1%	34.2%	33.6%	34.3%
Combined	85.2%	97.4%	93.9%	89.5%

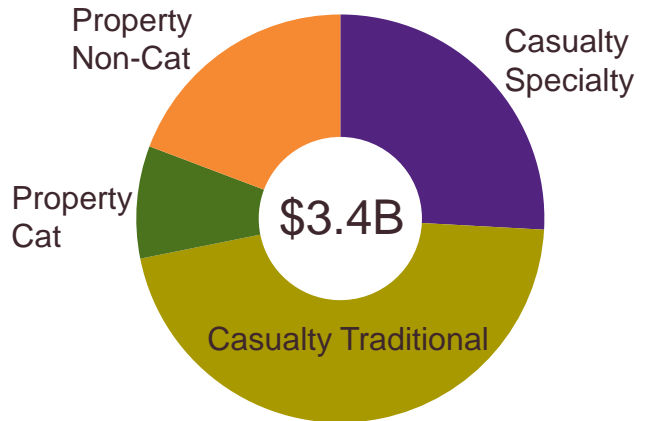
Strong, Diverse Underwriting

Net Written Premiums - for the year ended December 31, 2015

By Region



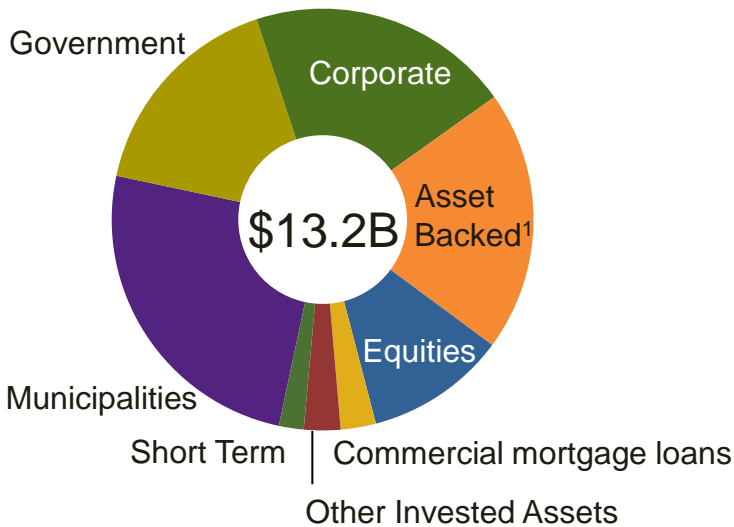
By Product Line



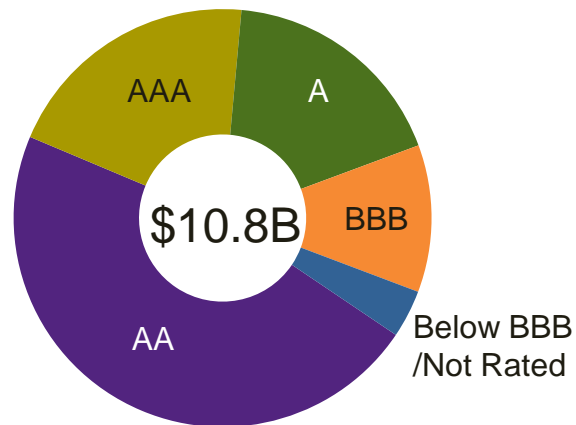
Strong, Diverse Investments

As of September 30, 2016

Investment Portfolio



Fixed Maturity Ratings



Average Credit Rating	AA-
Rated A- or better	84.9%.
Munis Rated A- or better	99.6%

¹ Primarily Government Backed

NORTH AMERICA

NEW YORK
18th Floor,
One Liberty Plaza
165 Broadway
New York, New York 10006
T: 212 365 2200

CHICAGO
200 South Wacker
Suite 900
Chicago,
Illinois 60606
T: 312 416 6600

HAMILTON
Par-La-Ville Place,
5th Floor
14 Par-La-Ville Road
Hamilton, Bermuda
T: 441 533 8646

OVERLAND PARK
7500 College Blvd.,
Suite 1100
Overland Park,
Kansas 66210
T: 913 319 2510

SAN FRANCISCO
100 Montgomery St,
Suite 2050
San Francisco,
California 94104
T: 415 399 5900

STAMFORD
5th Floor
9 West Broad Street
Stamford,
Connecticut 06905
T: 203 251 7300

TORONTO
95 Wellington Street West
Suite 1110, P.O. Box 3
Toronto
Ontario M5J 2N7
T: 416 649 5300

LATIN AMERICA

MIAMI
701 NW 62nd Avenue,
Suite 790
Miami, Florida 33126
T: 786 437 3900

BUENOS AIRES
Juana Manso 555 – 2^o F
(C1107CBK), Ciudad
Autónoma de Buenos Aires
Argentina
T: (5411) 5296 3500

PANAMA CITY
Torre Panamá – Piso 26
Blvd. Costa del Este y Ave.
La Rotonda, Panamá,
República de Panamá
T: (507) 282 6900

RIO DE JANEIRO
Rua da Candelaria 65
21^o andar
Rio de Janeiro, Brasil
20091-020
T: (55) 21 2127 2700

EUROPE & MIDDLE EAST

LONDON
Corn Exchange,
55 Mark Lane
London
United Kingdom
EC3R 7NE
T: (44) 207 204 8600

MUNICH
Promenadeplatz 8,
80333 Munich
Germany
T: (49) 89 45237 7910

PARIS
52, rue de la Victoire
Paris 75009
France
T: (33) 1 4006 1200

STOCKHOLM – Representative
Linnégatan 98, Apt.1202
115 23 Stockholm
Sweden
T: (46) 768 88 2904

WARSAW – Representative
65/79 Jerozolimskie Av.
18-05 LIM Office Centre
00-697 Warsaw, Poland
T: (48) 603 089 330

ZURICH
Sihlstrasse 38
P.O. Box
8021 Zurich
Switzerland
T: (41) 44 227 6100

DUBAI
Office No.19, Level 1
Gate Village Building 3
Dubai International Financial Centre
P.O. Box 127676
Dubai, UAE
T: (971) 4 401 9103

AFRICA

JOHANNESBURG – Representative
M S Upson & Associates
1st Floor, Dalmore, Kildrummy Office Park
1 Umhlanga Avenue, Paulshof, 2191
Johannesburg, South Africa
T: (27) 11 797 1500

ASIA PACIFIC

HONG KONG
3303 The Lee Gardens
33 Hysan Avenue
Causeway Bay
Hong Kong S.A.R.
People's Republic Of China
T: (852) 2574 0231

SHANGHAI - Representative
Unit 2307-08,
Shanghai IFC II,
No. 8, Century Avenue
Pudong New Area,
Shanghai 200120
People's Republic Of China
T: (86 21) 5031 2671/5

SINGAPORE
12 Marina View
Asia Square Tower 2,
Level 23-03
Singapore 018961
T: (65) 6589 8282

SYDNEY
Level 21, Australia Square
264 George Street
Sydney NSW 2000
Australia
T: (61) 2 9274 3061

TOKYO
2202 Marunouchi Eiraku Building,
1-4-1, Marunouchi, Chiyoda-ku
Tokyo 100-0005, Japan
T: (81) 3 5293 5151



TransRe

We value risk.

www.transre.com