

Financial Highlights

As of December 31, 2020



TABLE OF CONTENTS

The Strength To Support You	2
Ratings & Values	3
Balance Sheet Highlights	4
Underwriting Highlights	5
Strength & Diversity	7
Contacts	8

The Strength To Support You



TransRe is one of the world's leading property and casualty reinsurers. For more than forty years we have delivered the expertise, creativity and capacity to structure risk protection programs for our customers around the world.

Our worldwide network of empowered, local underwriters will help you analyze your exposures and meet your business goals.

Reinsurance is our sole focus. Our diverse products, services and talents are here to meet and exceed your expectations.

Ratings & Values

FINANCIAL STRENGTH RATINGS

Standard & Poor's
Insurer Financial Strength Rating

A⁺

STABLE

A.M. Best
Best's Financial Strength Rating

A⁺

STABLE

Moody's
Long Term Rating

A1

STABLE



OUR VALUE TO YOU

Experience – The foundation of our trust based relationships

Accessibility – 650+ employees, 24 offices worldwide. A global network of support

Strength – Our ability and willingness to pay claims

Innovation – Your sustainable, profitable growth is our sole objective

Expertise – The basis of our timely, value added insights and support for our customers

Balance Sheet Highlights

ASSETS (\$ Millions)	Dec 31, 2020	Dec 31, 2019	Dec 31, 2018
Investments			
Securities at Fair Value			
Equity Securities	\$1,377	\$1,538	\$1,823
Debt Securities	11,545	10,216	9,218
Short-Term Investments	307	281	131
	13,229	12,035	11,172
Commercial Mortgage Loans	469	480	474
Other Invested Assets	299	325	394
Total Investments	13,997	12,840	12,040
Cash	556	964	928
Reinsurance Recoverables	866	947	1,001
Goodwill And Intangible Assets	87	87	83
All Other Assets	2,465	2,320	2,451
TOTAL ASSETS	\$17,971	\$17,158	\$16,503

LIABILITIES & STOCKHOLDERS' EQUITY	Dec 31, 2020	Dec 31, 2019	Dec 31, 2018
Loss and Loss Adjustment Expenses	\$9,814	\$9,324	\$9,442
Unearned Premiums	1,874	1,668	1,524
Senior Notes	389	390	391
All Other Liabilities	517	533	422
Total Liabilities	12,594	11,915	11,779
Total Stockholders' Equity	5,377	5,243	4,724
TOTAL LIABILITIES & STOCKHOLDERS' EQUITY	\$17,971	\$17,158	\$16,503

Underwriting Highlights / 3 Months

UNDERWRITING PERFORMANCE (\$ Millions)	Fourth Quarter 2020			Fourth Quarter 2019		
	Property	Casualty/ Other	Total	Property	Casualty/ Other	Total
Premiums Written:						
Gross	\$463	\$915	\$1,378	\$448	\$812	\$1,260
Net	395	889	1,284	368	795	1,163
Net Premiums Earned	355	878	1,233	341	784	1,125
Net Loss and LAE:						
Current Year (ex Catastrophes)	(177)	(614)	(791)	(193)	(570)	(763)
Current Year Catastrophe Losses	(128)	(18)	(146)	(222)	(2)	(224)
Prior Years	2	48	50	(4)	59	55
Total Net Loss and LAE	(303)	(584)	(887)	(419)	(513)	(932)
Commissions, Brokerage & Other Underwriting Expenses	(110)	(271)	(381)	(108)	(248)	(356)
Underwriting Profit/(Loss)	\$(58)	\$23	(35)	\$(186)	\$23	(163)
Net Investment Income			83			89
Net Realized Capital Gains ¹			88			123
Noninsurance Revenue			7			6
Other Operating Expenses			(19)			(10)
Amortization of Intangible Assets			-			-
Interest Expense			(6)			(7)
Earnings Before Income Taxes			\$118			\$38

¹ Includes change in fair value of equity securities and change in allowance for credit losses on available for sale securities.

UNDERWRITING RATIOS	Fourth Quarter 2020			Fourth Quarter 2019		
	Property	Casualty/ Other	Total	Property	Casualty/ Other	Total
Net Loss and LAE:						
Current Year (ex catastrophes)	50.0%	69.8%	64.1%	56.7%	72.6%	67.8%
Current Year catastrophe losses	36.0	2.1	11.9	65.0	0.3	19.9
Prior Years	(0.6)	(5.4)	(4.0)	1.2	(7.5)	(4.9)
Loss	85.4	66.5	72.0	122.9	65.4	82.8
Expense	30.9	30.9	30.9	31.8	31.6	31.6
Combined	116.3%	97.4%	102.9%	154.7%	97.0%	114.4%

Underwriting Highlights / 12 Months

UNDERWRITING PERFORMANCE (\$ Millions)	2020			2019		
	Property	Casualty/ Other	Total	Property	Casualty/ Other	Total
Premiums Written:						
Gross	\$1,762	\$3,475	\$5,237	\$1,700	\$3,246	\$4,946
Net	1,440	3,405	4,845	1,329	3,166	4,495
Net Premiums Earned	1,380	3,265	4,645	1,280	3,047	4,327
Net Loss and LAE:						
Current Year (ex Catastrophes)	(757)	(2,271)	(3,028)	(696)	(2,160)	(2,856)
Current Year Catastrophe Losses	(451)	(115)	(566)	(293)	(8)	(301)
Prior Years	77	130	207	46	150	196
Total Net Loss and LAE	(1,131)	(2,256)	(3,387)	(943)	(2,018)	(2,961)
Commissions, Brokerage & Other Underwriting Expenses	(424)	(1,001)	(1,425)	(424)	(983)	(1,407)
Underwriting Profit/(Loss)	\$(175)	\$8	(167)	\$(87)	\$46	(41)
Net Investment Income			330			372
Net Realized Capital Gains ¹			83			408
Noninsurance Revenue			26			22
Other Operating Expenses			(64)			(58)
Amortization of Intangible Assets			-			-
Interest Expense			(27)			(27)
Earnings Before Income Taxes			\$181			\$676

¹ Includes change in fair value of equity securities and change in allowance for credit losses on available for sale securities.

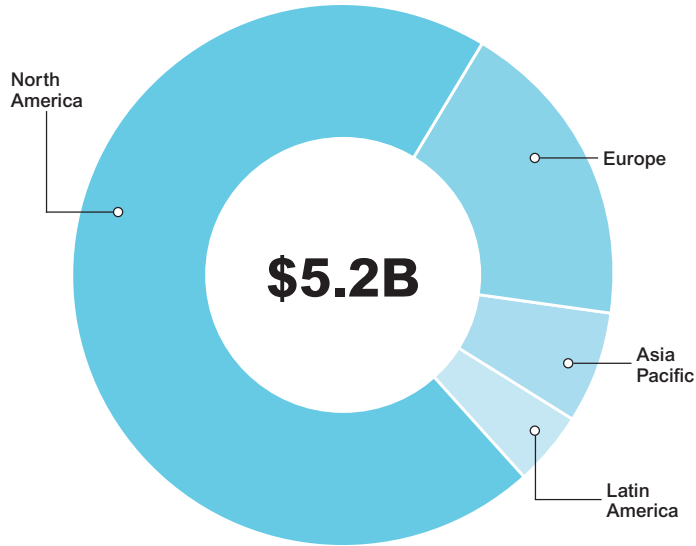
UNDERWRITING RATIOS	2020			2019		
	Property	Casualty/ Other	Total	Property	Casualty/ Other	Total
Net Loss and LAE:						
Current Year (ex catastrophes)	54.9%	69.6%	65.2%	54.3%	70.9%	66.0%
Current Year catastrophe losses	32.7	3.5	12.2	22.9	0.2	6.9
Prior Years	(5.6)	(4.0)	(4.5)	(3.6)	(4.9)	(4.5)
Loss	82.0	69.1	72.9	73.6	66.2	68.4
Expense	30.7	30.7	30.7	33.1	32.2	32.5
Combined	112.7%	99.8%	103.6%	106.7%	98.4%	100.9%

Strong, Diverse

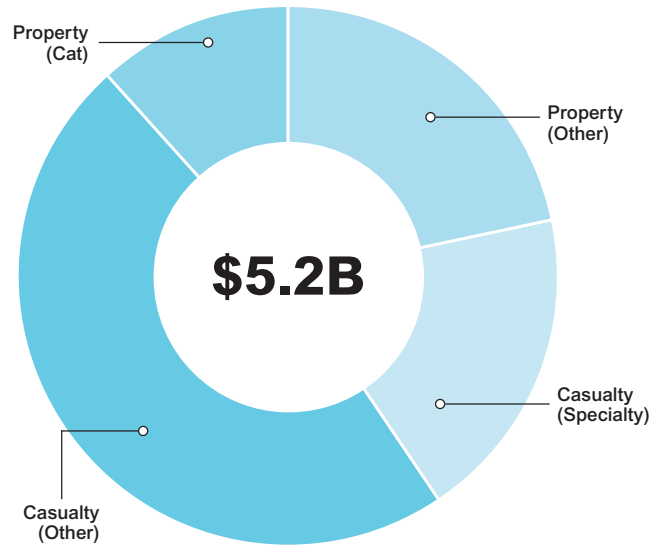
Underwriting & Investments

Gross Written Premiums – For the year ended December 31, 2020

BY REGION

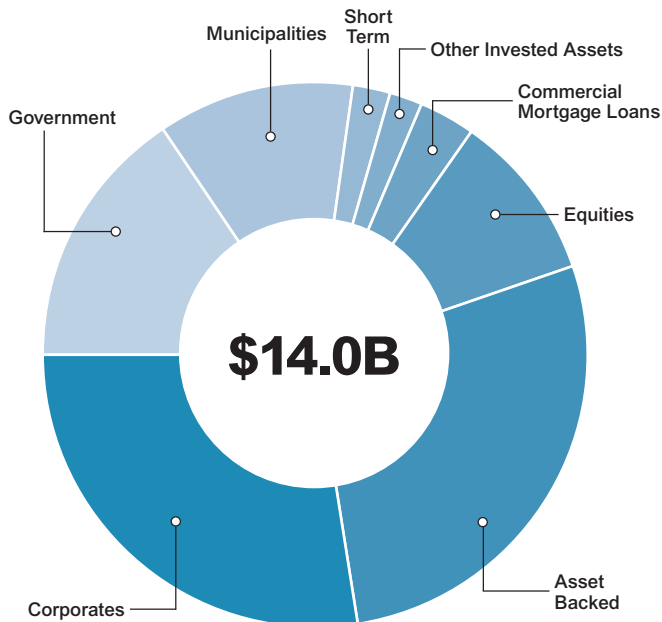


BY LINE OF BUSINESS

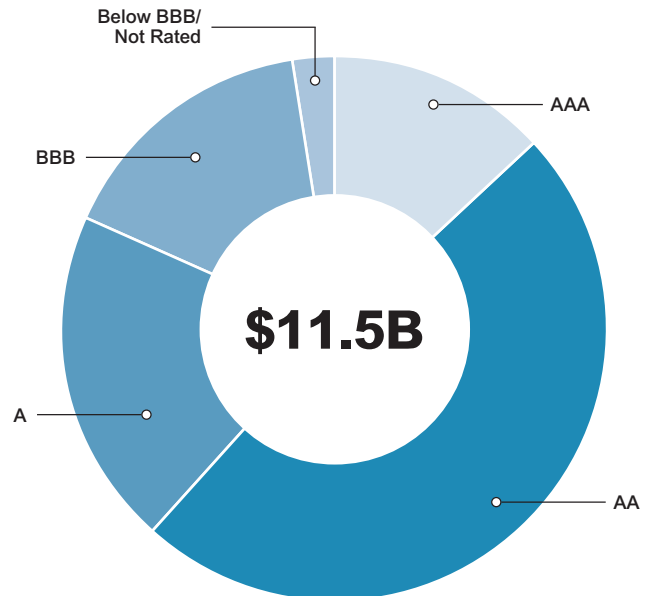


As of December 31, 2020

INVESTMENT PORTFOLIO



FIXED MATURITY RATINGS



Average Credit Rating: AA-

Rated A- or better: 81.9%

Munis rated A- or better: 94.9%

Contacts

NORTH AMERICA

NEW YORK

One Liberty Plaza
165 Broadway
New York, New York 10006
T: 212 365 2200

CHICAGO

200 South Wacker
Suite 900
Chicago, Illinois 60606
T: 312 416 6600

HAMILTON

Par-La-Ville Place,
5th Floor
14 Par-La-Ville Road Hamilton,
Bermuda
T: 441 533 8646

OVERLAND PARK

7500 College Blvd., Suite 1100
Overland Park, Kansas 66210
T: 913 319 2510

PHILADELPHIA

1600 Market Street
Suite 3450
Philadelphia, PA 19103

SAN FRANCISCO

Three Embarcadero Center
Suite 2340
San Francisco, California 94111
T: 415 399 5900

STAMFORD

5th Floor
9 West Broad Street
Stamford, Connecticut 06905
T: 203 251 7300

TORONTO

95 Wellington Street West
Suite 1110, P.O. Box 3
Toronto, Ontario M5J 2N7
T: 416 649 5300

LATIN AMERICA

MIAMI

600 Brickell Avenue
Suite 2900
Miami, Florida 33131
T: 786 437 3900

BUENOS AIRES

Juana Manso 555 – 2º F
(C1107CBK),
Ciudad Autónoma
de Buenos Aires, Argentina
T: (5411) 5296 3500

PANAMA CITY

Torre Panamá – Piso 26 Blvd.
Costa del Este y Ave.
La Rotonda, Panamá,
República de Panamá
T: (507) 282 6900

RIO DE JANEIRO

Rua da Quitanda 86
Sala 401C
Rio de Janeiro,
Brasil 20091-005
T: (55) 21 2127 2700

AFRICA

JOHANNESBURG

Representative
M S Upson & Associates
1st Floor, Dalmore,
Kildrummy Office
Park 1 Umhlanga Avenue,
Paulshof, 2191
Johannesburg, South Africa
T: (27) 11 797 1500

EUROPE & MIDDLE EAST

LONDON

Corn Exchange,
55 Mark Lane
London, United Kingdom
EC3R 7NE
T: (44) 207 204 8600

LUXEMBOURG

1, Avenue du Bois
L-1251 Luxembourg
T: (352) 273 005 00

MUNICH

Promenadeplatz 8,
80333 Munich, Germany
T: (49) 89 45237 7910

PARIS

52, rue de la Victoire
Paris 75009, France
T: (33) 1 4006 1200

ZURICH

Sihlstrasse 38
P.O. Box 8021
Zurich, Switzerland
T: (41) 44 227 6100

DUBAI

TransRe Europe S.A
(DIFC Branch)
regulated by the DFSA
Office No.106, Level 1
Gate Village Building 4
Dubai International Financial
Centre (DIFC)
P.O. Box 507218
Dubai, U.A.E.
T: (971) 4 578 7650

ASIA PACIFIC

HONG KONG

3001 Hysan Place
500 Hennessy Road
Causeway Bay
Hong Kong S.A.R.
People's Republic Of China
T: (852) 2574 0231

SHANGHAI

Representative
Unit 2307-08, Shanghai IFC
II, No. 8, Century Avenue
Pudong New Area,
Shanghai 200120
People's Republic Of China
T: (86 21) 5031 2671/5

SINGAPORE

12 Marina View
Asia Square Tower 2,
Level 23-03
Singapore 018961
T: (65) 6589 8282

SYDNEY

Level 21, Australia Square
264 George Street
Sydney NSW 2000
Australia
T: (61) 2 9274 3061

TOKYO

2202 Marunouchi Eiraku Building,
1-4-1, Marunouchi, Chiyoda-ku
Tokyo 100-0005, Japan
T: (81) 3 5293 5151





www.transre.com

