

Financial Highlights

As of June 30, 2022



TABLE OF CONTENTS

The Strength To Support You	2
Ratings & Values	3
Balance Sheet Highlights	4
Underwriting Highlights	5
Strength & Diversity	6
Contacts	7

The Strength To Support You



TransRe is one of the world's leading property and casualty reinsurers. For more than forty years we have delivered the expertise, creativity and capacity to structure risk protection programs for our customers around the world.

Our worldwide network of empowered, local underwriters will help you analyze your exposures and meet your business goals.

Reinsurance is our sole focus. Our diverse products, services and talents are here to meet and exceed your expectations.

Ratings & Values

FINANCIAL STRENGTH RATINGS

Standard & Poor's
Long Term Financial Strength

A⁺

CREDIT WATCH POSITIVE

A.M. Best
Best's Financial Strength Rating

A⁺

STABLE

Moody's
Insurance Financial Strength

A1

UNDER REVIEW FOR UPGRADE



OUR VALUE TO YOU

Experience – The foundation of our trust based relationships

Accessibility – 650+ employees, 24 offices worldwide. A global network of support

Strength – Our ability and willingness to pay claims

Innovation – Your sustainable, profitable growth is our sole objective

Expertise – The basis of our timely, value added insights and support for our customers

Balance Sheet Highlights

ASSETS (\$ Millions)	Jun 30, 2022	Dec 31, 2021	Dec 31, 2020
Investments			
Securities at Fair Value			
Equity Securities	\$ 1,512	\$ 1,859	\$ 1,377
Debt Securities	10,724	11,840	11,545
Short-Term Investments	565	185	307
	12,801	13,884	13,229
Commercial Mortgage Loans	316	333	469
Other Invested Assets	309	309	299
Total Investments	13,426	14,526	13,997
Cash	647	683	556
Reinsurance Recoverables	1,079	1,140	866
Goodwill And Intangible Assets	84	85	87
All Other Assets	2,869	2,614	2,465
TOTAL ASSETS	\$ 18,105	\$ 19,048	\$ 17,971

LIABILITIES & STOCKHOLDERS' EQUITY	Jun 30, 2022	Dec 31, 2021	Dec 31, 2020
Loss and Loss Adjustment Expenses	\$ 10,573	\$ 10,748	\$ 9,814
Unearned Premiums	2,051	1,848	1,874
Senior Notes	387	388	389
All Other Liabilities	691	666	517
Total Liabilities	13,702	13,650	12,594
Total Stockholders' Equity	4,403	5,398	5,377
TOTAL LIABILITIES & STOCKHOLDERS' EQUITY	\$ 18,105	\$ 19,048	\$ 17,971

Underwriting Highlights / 3 Months

UNDERWRITING PERFORMANCE (\$ Millions)	Second Quarter 2022			Second Quarter 2021		
	Property	Casualty/ Other	Total	Property	Casualty/ Other	Total
Premiums Written:						
Gross	\$ 380	\$1,049	\$ 1,429	\$ 506	\$ 1,041	\$ 1,547
Net	286	994	1,280	420	989	1,409
Net Premiums Earned	306	953	1,259	439	954	1,393
Net Loss and LAE:						
Current Year (ex Catastrophes)	(197)	(619)	(816)	(252)	(642)	(894)
Current Year Catastrophe Losses	(25)	(2)	(27)	(26)	(1)	(27)
Prior Years	44	25	69	4	73	77
Total Net Loss and LAE	(178)	(596)	(774)	(274)	(570)	(844)
Commissions, Brokerage & Other Underwriting Expenses	(92)	(305)	(397)	(124)	(301)	(425)
Underwriting Profit/(Loss)	\$ 36	\$ 52	88	\$ 41	\$ 83	124
Net Investment Income			82			99
Net Realized Capital Gains ¹			(242)			110
Noninsurance Revenue			3			7
Other Operating Expenses			(11)			(4)
Amortization of Intangible Assets			-			(1)
Interest Expense			(7)			(6)
Earnings Before Income Taxes			\$ (87)			\$ 329

¹ Includes change in fair value of equity securities and change in allowance for credit losses on available for sale securities.

UNDERWRITING RATIOS	Second Quarter 2022			Second Quarter 2021		
	Property	Casualty/ Other	Total	Property	Casualty/ Other	Total
Net Loss and LAE:						
Current Year (ex catastrophes)	64.4 %	64.9 %	64.8 %	57.3 %	67.2 %	64.2 %
Current Year catastrophe losses	8.2	0.2	2.1	5.9	0.1	1.9
Prior Years	(14.6)	(2.5)	(5.5)	(0.8)	(7.6)	(5.5)
Loss	58.0	62.6	61.4	62.4	59.7	60.6
Expense	30.2	32.0	31.5	28.2	31.6	30.5
Combined	88.2 %	94.6 %	92.9 %	90.6 %	91.3 %	91.1 %

Underwriting Highlights / 6 Months

UNDERWRITING PERFORMANCE (\$ Millions)	1H 2022			1H 2021		
	Property	Casualty & Specialty	Total	Property	Casualty & Specialty	Total
Premiums Written:						
Gross	\$ 835	\$ 2,123	\$ 2,958	\$ 1,071	\$ 2,014	\$ 3,085
Net	633	2,005	2,638	879	1,925	2,804
Net Premiums Earned	597	1,825	2,422	810	1,813	2,623
Net Loss and LAE:						
Current Year (ex Catastrophes)	(358)	(1,183)	(1,541)	(464)	(1,232)	(1,696)
Current Year Catastrophe Losses	(45)	(30)	(75)	(123)	(4)	(127)
Prior Years	64	55	119	(10)	140	130
Total Net Loss and LAE	(339)	(1,158)	(1,497)	(597)	(1,096)	(1,693)
Commissions, Brokerage & Other Underwriting Expenses	(179)	(586)	(765)	(233)	(568)	(801)
Underwriting Profit/(Loss)	\$ 79	\$ 81	160	\$ (20)	\$ 149	129
Net Investment Income			156			181
Net Realized Capital Gains ¹			(373)			179
Noninsurance Revenue			5			13
Other Operating Expenses			(23)			(15)
Amortization of Intangible Assets			(1)			(1)
Interest Expense			(13)			(13)
Earnings Before Income Taxes			\$ (89)			\$ 473

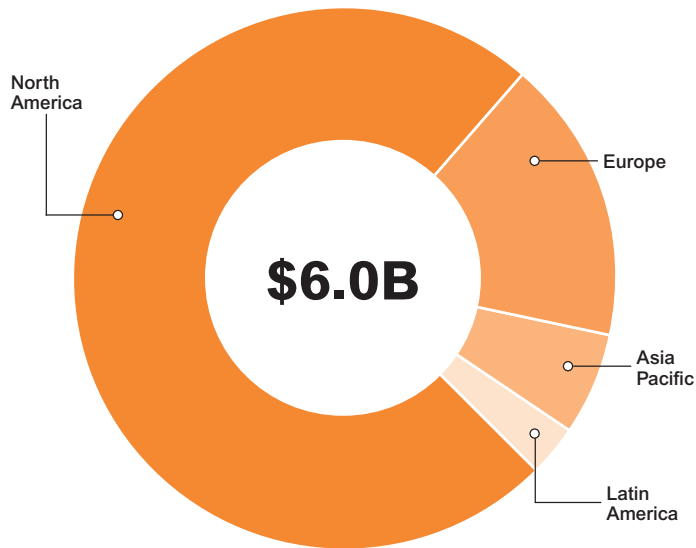
¹ Includes change in fair value of equity securities and change in allowance for credit losses on available for sale securities.

UNDERWRITING RATIOS	1H 2022			1H 2021		
	Property	Casualty & Specialty	Total	Property	Casualty & Specialty	Total
Net Loss and LAE:						
Current Year (ex catastrophes)	60.0 %	64.8 %	63.6 %	57.3 %	68.0 %	64.6 %
Current Year catastrophe losses	7.5	1.6	3.1	15.2	0.2	4.8
Prior Years	(10.6)	(3.0)	(4.9)	1.3	(7.7)	(4.9)
Loss	56.9	63.4	61.8	73.8	60.5	64.5
Expense	30.0	32.1	31.6	28.7	31.3	30.5
Combined	86.9 %	95.5 %	93.4 %	102.5 %	91.8 %	95.0 %

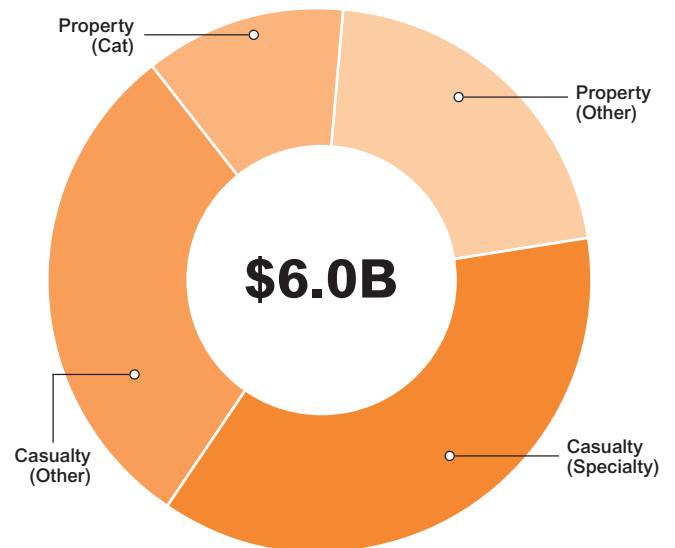
Strong, Diverse Underwriting & Investments

Gross Written Premiums – For the year ended December 31, 2021

BY REGION

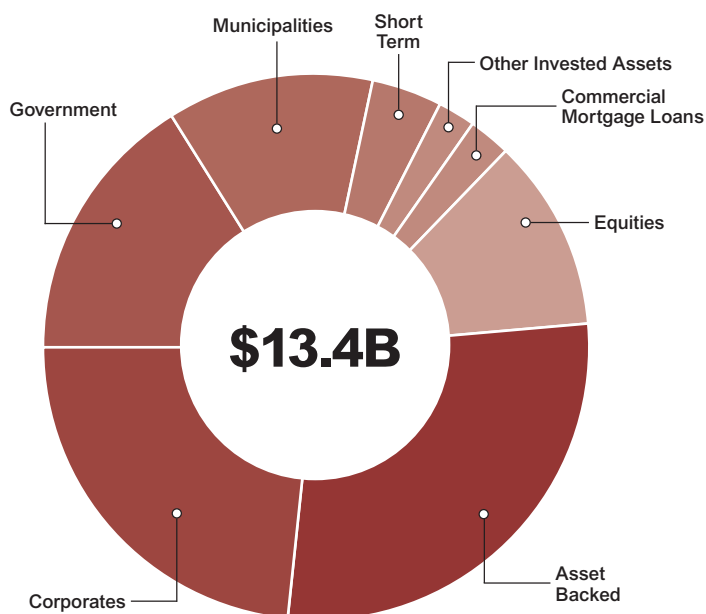


BY LINE OF BUSINESS

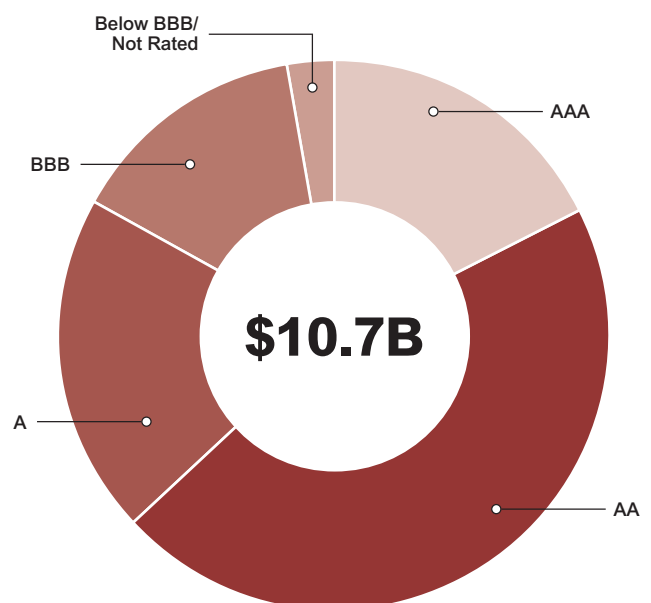


As of June 30, 2022

INVESTMENT PORTFOLIO



FIXED MATURITY RATINGS



Average Credit Rating: AA-

Rated A- or better: 83.3%

Munis rated A- or better: 95.4%

Contacts

NORTH AMERICA

NEW YORK

One Liberty Plaza
165 Broadway
New York, New York 10006
T: 212 365 2200

CHICAGO

200 South Wacker
Suite 900
Chicago, Illinois 60606
T: 312 416 6600

HAMILTON

Par-La-Ville Place,
5th Floor
14 Par-La-Ville Road Hamilton,
Bermuda
T: 441 533 8646

OVERLAND PARK

7500 College Blvd., Suite 1100
Overland Park, Kansas 66210
T: 913 319 2510

PHILADELPHIA

1600 Market Street
Suite 3450
Philadelphia, PA 19103

SAN FRANCISCO

Three Embarcadero Center
Suite 2340
San Francisco, California 94111
T: 415 399 5900

STAMFORD

5th Floor
9 West Broad Street
Stamford, Connecticut 06905
T: 203 251 7300

TORONTO

95 Wellington Street West
Suite 1110, P.O. Box 3
Toronto, Ontario M5J 2N7
T: 416 649 5300

LATIN AMERICA

MIAMI

600 Brickell Avenue
Suite 2900
Miami, Florida 33131
T: 786 437 3900

BUENOS AIRES

T: (5411) 5296 3513

PANAMA CITY

T: (507) 6204 3379

RIO DE JANEIRO

Rua da Quitanda 86
Sala 401C
Rio de Janeiro,
Brasil 20091-005
T: (55) 21 2127 2700

AFRICA

JOHANNESBURG

Representative
M S Upson & Associates
1st Floor, Dalmore,
Kildrummy Office
Park 1 Umhlanga Avenue,
Paulshof, 2191
Johannesburg, South Africa
T: (27) 11 797 1500

EUROPE & MIDDLE EAST

LONDON

Corn Exchange,
55 Mark Lane
London, United Kingdom
EC3R 7NE
T: (44) 207 204 8600

LUXEMBOURG

1, Avenue du Bois
L-1251 Luxembourg
T: (352) 273 005 00

MUNICH

Promenadeplatz 8,
80333 Munich, Germany
T: (49) 89 45237 7910

PARIS

52, rue de la Victoire
Paris 75009, France
T: (33) 1 4006 1200

ZURICH

Sihlstrasse 38
P.O. Box 8021
Zurich, Switzerland
T: (41) 44 227 6100

DUBAI

TransRe Europe S.A
(DIFC Branch)
regulated by the DFSA
Office No.106, Level 1
Gate Village Building 4
Dubai International Financial
Centre (DIFC)
P.O. Box 507218
Dubai, U.A.E.
T: (971) 4 578 7650

ASIA PACIFIC

HONG KONG

3001 Hysan Place
500 Hennessy Road
Causeway Bay
Hong Kong S.A.R.
People's Republic Of China
T: (852) 2574 0231

SHANGHAI

Representative
Unit 3310, Shanghai IFC II,
No. 8, Century Avenue,
Pudong New Area, Shanghai
200120, China
T: (86 21) 2028 8880

SINGAPORE

12 Marina View
Asia Square Tower 2,
Level 23-03
Singapore 018961
T: (65) 6589 8282

SYDNEY

Level 21, Australia Square
264 George Street
Sydney NSW 2000
Australia
T: (61) 2 7254 4496

TOKYO

2202 Marunouchi Eiraku Building,
1-4-1, Marunouchi, Chiyoda-ku
Tokyo 100-0005, Japan
T: (81) 3 5293 5151





www.transre.com

